



# 380-410W

AS380-410M10-108 FULL BLACK


## MORE POWER


**UP TO 21.00%** Maximize the light absorption area, module efficiency up to 21.00 %.


 Low temperature coefficient (Pmax): -0.35 % /°C.

 Better shading tolerance.


## MORE RELIABLE

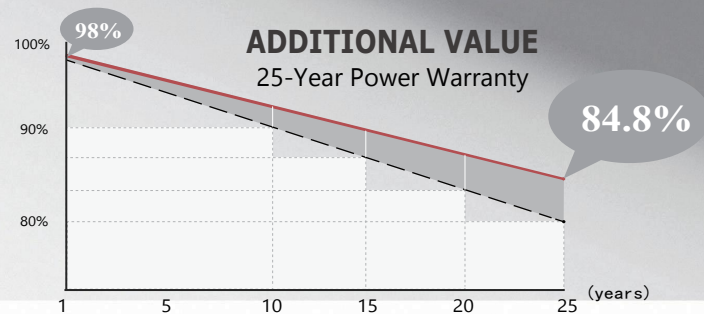
 Lower internal current, lower hot spot temperature.

 Cell crack risk limited in small region, enhance the module reliability.

 Heavy snow load up to 5400 Pa, wind load up to 2400 Pa.

 **12** 12-year Product Warranty

 **25** 25-year Linear Performance Warranty



AS380-410M10-108

# 380-410W

Half-Cell High Efficiency PV Module

**Weight**

**21.0kgs±3%**

**Cells Type**

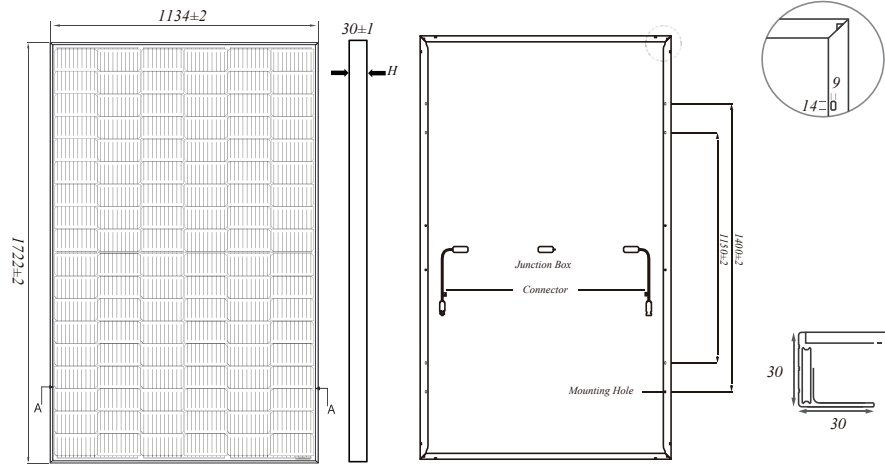
**Mono 182x91mm**

**Dimension(LxWxT)**

**1722±2mmx1134±2mmx30±1mm**

**Packaging**

**36pcs/pallet, 936pcs/40HQ container**



Front

Side

Back

Remark: customized frame color and cable length available upon request

**MECHANICAL SPECIFICATION**

Cell	Mono
No.of cells	108(6x18)
Cable Length	300mm(+)/300mm(-)
Cable Cross Section Size	4mm <sup>2</sup> (IEC)
Junction Box	IP68,3 diodes
Connector	MC4 Compatible

**OPERATING PARAMETERS**

Maximum System Voltage	1500VDC
Operating Temperature	-40°C~ +85°C
Maximum Series Fuse	25A
Maximum StaticLoad,Front	5400Pa(112lb/ft <sup>2</sup> )
Maximum StaticLoad,Back	2400Pa(50lb/ft <sup>2</sup> )
Safety Class	Class II

**ELECTRICAL CHARACTERISTICS**

STC:AM1.5 1000W/m<sup>2</sup> 25°C NOCT:AM1.5 800W/m<sup>2</sup> 20°C 1m/s Test uncertainty for Pmax ±3%

Module Type	AS380M10-108		AS385M10-108		AS390M10-108		AS395M10-108		AS400M10-108		AS405M10-108		AS410M10-108	
	STC	NOCT	STC	NOCT	STC	NOCT	STC	NOCT	STC	NOCT	STC	NOCT	STC	NOCT
Maximum Power(Pmax/W)	380	286.3	385	290.0	390	293.8	395	297.6	400	301.3	405	305.1	410	308.9
Open Circuit Voltage(Voc/V)	36.31	33.97	36.46	34.11	36.61	34.25	36.76	34.39	36.91	34.53	37.06	34.67	37.21	34.81
Short Circuit Current(Isc/A)	13.40	10.82	13.47	10.87	13.54	10.93	13.61	10.99	13.68	11.04	13.75	11.10	13.82	11.16
Voltage at Maximum Power(Vmp/V)	30.56	27.92	30.72	28.14	30.88	28.36	31.04	28.57	31.20	28.79	31.36	29.00	31.52	29.21
Current at Maximum Power(Imp/A)	12.43	10.25	12.53	10.31	12.63	10.36	12.73	10.41	12.82	10.47	12.91	10.52	13.01	10.57
Module Efficiency(%)	19.46		19.72		19.97		20.23		20.48		20.74		21.00	

**TEMPERATURE RATINGS**

Norminal Operating Cell Temperature(NOCT)	45±2°C
Temperature Coefficient of Isc	+0.045%/°C
Temperature Coefficient of Voc	-0.275%/°C
Temperature Coefficient of Pmax	-0.350%/°C

**I-V CURVE(AS380-410M10-108)**

