

525~550W

AS525-550BM10-144 FULL BLACK

MORE POWER



Maximize the light absorption area, module efficiency up to 21.28%.



Low temperature coefficient (Pmax): -0.35 % /°C.



Better shading tolerance.

MORE RELIABLE




Lower internal current, lower hot spot temperature.



Cell crack risk limited in small region, enhance the module reliability.



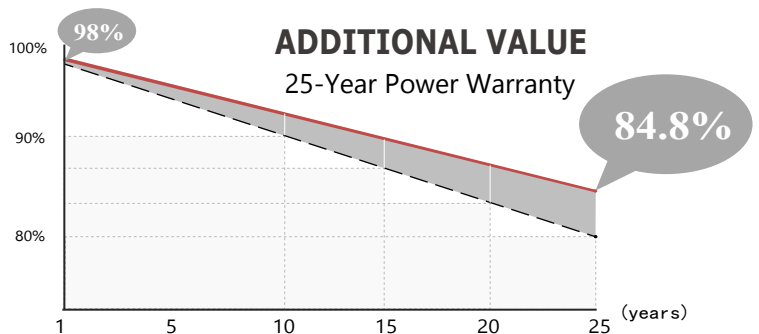
Heavy snow load up to 5400 Pa, wind load up to 2400 Pa.



12-year Product Warranty



25-year Linear Performance Warranty



AS525-550BM10-144

525-550W

Half-Cell High Efficiency PV Module

Weight

28.6kgs±3%

Cells Type

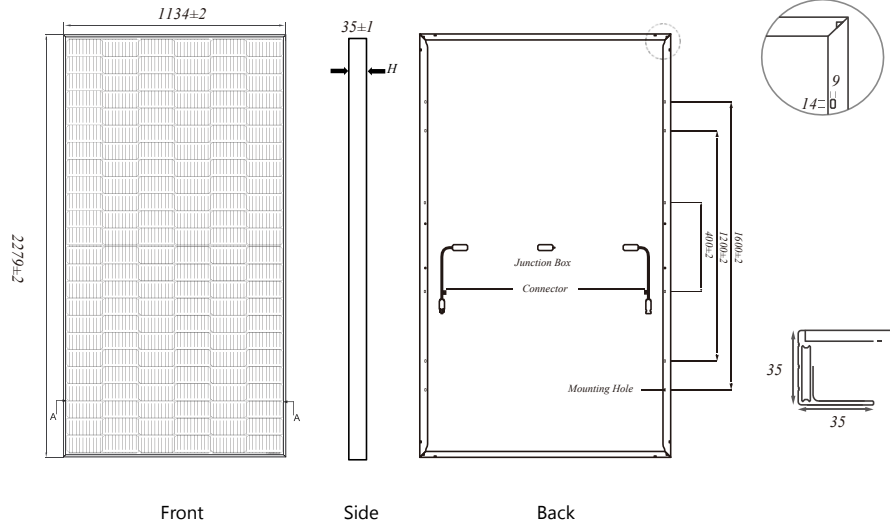
Mono 182x91mm

Dimension(LxWxT)

2279±2mmx1134±2mmx35±1mm

Packaging

31pcs/pallet, 620pcs/40HQ container



Remark: customized frame color and cable length available upon request

MECHANICAL SPECIFICATION

Cell	Mono
No.of cells	144(6x24)
Cable Length	300mm(+)/300mm(-)
Cable Cross Section Size	4mm ² (IEC)
Junction Box	IP68,3 diodes
Connector	MC4 Compatible

OPERATING PARAMETERS

Maximum System Voltage	1500VDC
Operating Temperature	-40°C~+85°C
Maximum Series Fuse	25A
Maximum StaticLoad,Front	5400Pa(112lb/ft ²)
Maximum StaticLoad,Back	2400Pa(50lb/ft ²)
Safety Class	Class II

ELECTRICAL CHARACTERISTICS STC:AM1.5 1000W/m² 25°C NOCT:AM1.5 800W/m² 20°C 1m/s Test uncertainty for Pmax ±3%

Module Type	AS525BM10-144		AS530BM10-144		AS535BM10-144		AS540BM10-144		AS545BM10-144		AS550BM10-144	
	STC	NOCT	STC	NOCT	STC	NOCT	STC	NOCT	STC	NOCT	STC	NOCT
Maximum Power(Pmax/W)	525	395.5	530	399.2	535	403.0	540	406.8	545	410.5	550	414.8
Open Circuit Voltage(Voc/V)	4915	45.98	49.30	46.12	49.45	46.26	49.60	46.40	49.75	46.54	49.90	46.68
Short Circuit Current(Isc/A)	13.65	11.02	13.72	11.07	13.79	11.13	13.86	11.19	13.93	11.24	14.00	11.30
Voltage at Maximum Power(Vmp/V)	41.15	37.87	41.31	38.03	41.47	38.20	41.64	38.36	41.80	38.52	41.96	38.68
Current at Maximum Power(Imp/A)	12.76	10.44	12.83	10.50	12.90	10.55	12.97	10.60	13.04	10.66	13.11	10.71
Module Efficiency(%)	20.31		20.51		20.70		20.89		21.09		21.28	

TEMPERATURE RATINGS

Norminal Operating Cell Temperature(NOCT)	45±2 C
Temperature Coefficient of Isc	+0.045%/C
Temperature Coefficient of Voc	-0.275%/C
Temperature Coefficient of Pmax	-0.350%/C

I-V CURVE(AS525-550BM10-144)

